







LEGEND

-  EPCL Complex
 -  New Fertilizer plants
 -  Influence Zone (5km Radius area)
 -  RailNetwork
 -  Express Way
 -  Natural Waterbody
- 0 1000 2000 M

CLIENT:
ELEME PETROCHEMICAL LTD

TITLE:
PHYSICAL MAP OF EPCL PROJECT AREA SHOWING RELEVANT ELEMENTS OF THE LAND WITHIN A RANGE OF 5 KM RADIUS

AUTHOR:

DATE: