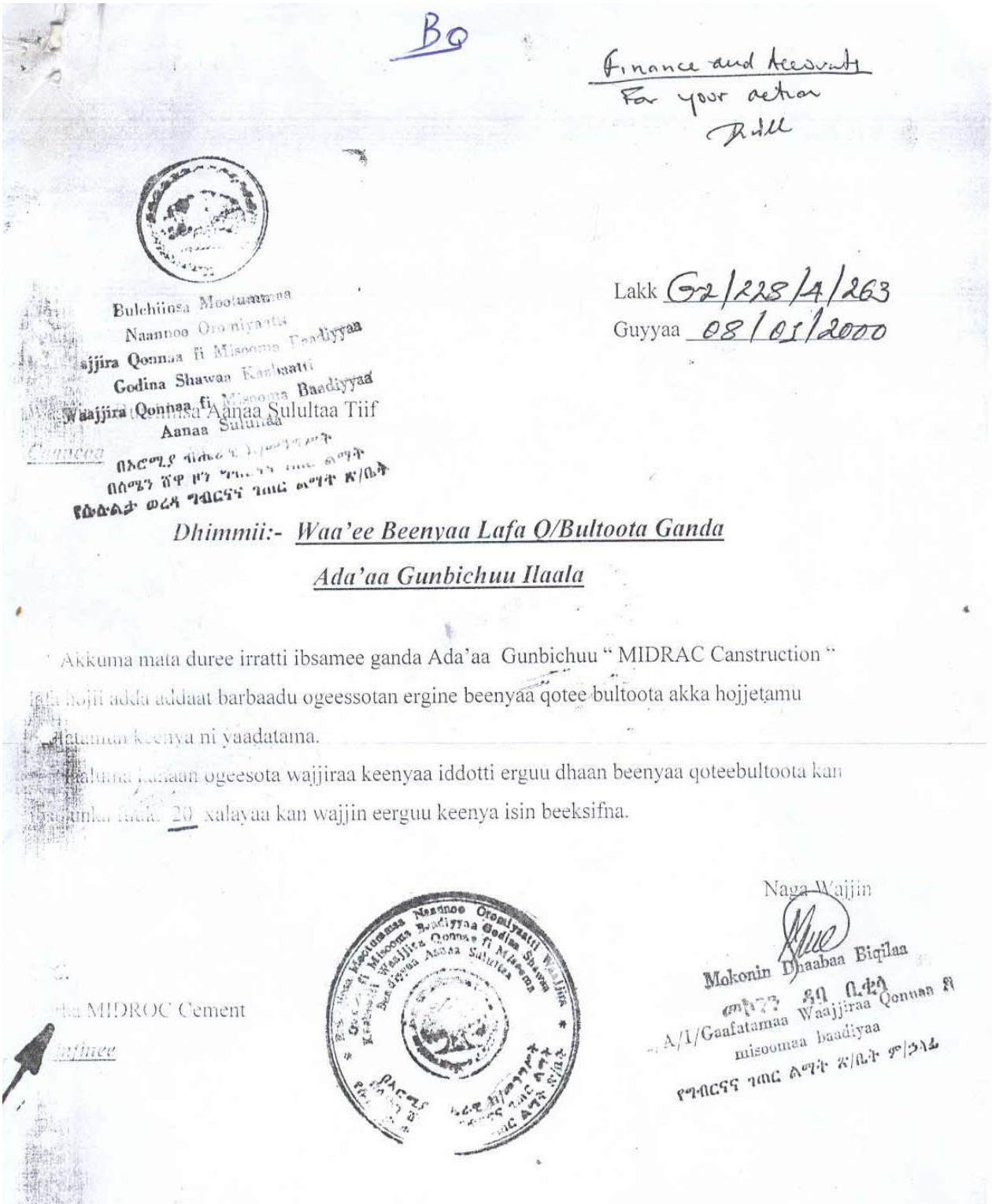




Compensation plan for Land Acquired for Road from Plant to Mines



Bo

Finance and Account
For your action
Bill

Lakk 02/228/4/263
Guyyaa 08/05/2000

Wajjira Qonnaa fi Misooma Baadiyyaa Aanaa Sulultaa Tiif
Bulchiinsa Mootummaa Naannoo Oromiyatti
Wajjira Qonnaa fi Misooma Baadiyyaa Aanaa Sulultaa Tiif
Aanaa Sulultaa Tiif

Dhimmii:- Waa'ee Beenyaa Lafa O/Bultoota Ganda

Ada'aa Gunbichuu Ilaala

Akkuma mata duree irratti ibsamee ganda Ada'aa Gunbichuu "MIDRAC Construction" laa hojii adda addaat barbaadu ogeessotaan ergine beenyaa qotee bultoota akka hojjetamu. Ataman keenya ni yaadatama.
Kaaluma kanaan ogeesota wajjiraa keenyaa iddotti erguu dhaan beenyaa qoteebultoota kan ba'ankuun 20 xalayaa kan wajjin eerguu keenya isin beeksifna.

Naga Wajjin

Mokonin Dhaabaa Biqilaa
A/1/Gaafatamaa Wajjiraa Qonnaa fi Misooma Baadiyyaa Aanaa Sulultaa Tiif



MIDROC Cement

Finance



B₁

Guyyaa _____

Waajjiraa M/Q/ fi Baadiyaa Aanaa Sulultaatif

Caancoo

Dhimmii:- Waa'ee beenyaa Lafa Q.bultoota ganda A/Gumbichu ilaala

Akkumaa mata duree irratii ibsame hojii daandii MIDROC hojjeta ganda A/Gumbich iddoo addaa baddeessaa jedhamutti beenyaa Q/bultoota akka hojjetamu xalayaa lakk G2/053/4/263 gafa guyyaa 19/11/99 bareefame ajajaminee bakka jedhametti ergamuun akka kana gaditti qoraneraa.

A. Lafichaa shallagamee kan daageesaa

- Kibbaa - Gooroo gadaa meetiraa 20 (digdamaa seena)
- Bahaan - Daandii MIDROC hojjechaa jira
- Lixaan - Laga alaltaa
- Kaabaa - Laga baddeesaa yaa garra haraa

B. Balina lafa shallagamee

- Heektaraa 139.7
- Meetiri isqerii 1397200 yoo ta'a

C. Haala beenyaa ilaalchisee

- Kan midhani fi biqiltuu adda adda qarshii 5186497.10 (Miliyoona shanii fi kuma dhiba tokko fi sadeetamii jahaa fi dhiba afurii fi sagaltamii torbaa fi 10/100)
- Kan mana jireenyaa qarshii 1229898.5 (Milliyoona tokko fi kuma dhibba lama fi digdamii sagalii fi dhibba saddeettif sagaltamii saddeetii fi 50/100)

Walitti qarshii 6416395.6 (Milliyoona ja'a fi kumaa dhibaa afurii fi kudha ja'a fi dhibba sadii fi sagaltame shanii fi saan ja'a) ta'u isaa ibsaa qabaasaa keenyaa xumuraa.

"Nagaa wajjin"



1. Irranaa Baqqalaa _____
2. Haayilu Nagawoo _____
3. Marid Asaffaa _____



B2

Ida'ama	Safaa' Gosa	Balana Infaan	Oomisha argatu	Gatii tokkoo	Gatii hundaa	Cicatii waggaa
kk	Dimisha	M ²	Heek			10
1	Ob. Sanbataa Arradoo Gosau kun gadii	14369	1.44	374	7001.28	70012.8.00
	Marga	5032	5	25.	103.	1930.00
	geeshoo	499	0.05	140.	1218	12180.00
	Qaraa	183	0.018	400.	230.4	2304.00
	Buna	19	-	18.	1026	10260.00
	Lomii	1	-	125.	125.	1250.00
	Bargamoo	173.	-	21.60	3736.80	7473.60
	Jirbii	5	-	100.	500	5000.00
	Kaloo	20184	2.02	25.	416	4160.00
	Mana					15710.50
						129380.9
2	Ob. Inqabuu Sanbata Aradoo kun gadii	8007	0.8	374.	3889.6	38896.00
	xaafii marga	1900	.2	25.	42.5	425.00
	geeshoo	419	0.04	140.	974.4	9744.00
	buna	103	-	18.	5562.	55620.00
	luumii	2	-	125.	250.	2500.00
	Bargamo axanaa	24	-	21.60	518.40	1036.80
	Muuzii	3	-	25.	75.	249.75
	Kaloo mana	20184	2.02	25.	416.	4160.00
						25578.00
						138091.15
3	Ob. Darajee Deetii Hundee kun Gadii	24884	2.5	374.	12155.	121550.00
	Qaraa	2582	26	25.	53.50	535.00
	Buna	30	.003	400.	38.4	384.00
	Lakk	3		18.	270.	2700.00
						125169.00

Logo of the Ministry of Land, Urban Planning and Construction of Ethiopia, Addis Ababa.



Resettlement Action Plan: Greenfield Derba Cement Project: DMC, Ethiopia

Annex 1.7
Page 4 of 21

Ida'ama	Sa'afii	Balana ladaa	Oom argada	Maatii hundaa	Gaafii waga	
	zambsha	M ²	Heek	fokkoo	10	
4	Ad.Muluu Gallataa Dadhii					
	muk	2840	.18	374.	13613.6	
	geshoo	60	.006	140.	1456.00	
	marga	114	0.01	25.	20.00	
	Buna	4	-	18.	2160.00	
Ida'ama					17249.00	
5	Ob. Birhanu Deetii Hundii					
	Heek	1544	.15	374.	7293.00	
	Margaa	110	0.01	25.	20.00	
	Geeshoo	70	0.007	140.	1708.00	
	Mana				9055	
Ida'ama					18076	
6	Ob. Tuluu Deetii Hundii					
	kun	6752	0.68	374.	3306.16	
	gadii	1121	.11	25.	227.50	
	marga	225	.02	140.	4872.00	
	geshoo	42	.01	400.	168.00	
	Qaraa	9		18.	486.00	
	Buna	20184	2.02	25.	416.00	
	kaloo					13537.20
	Mana					62398.3
Ida'ama					36465.00	
7	Ob. Bacaa Saabataa Aradoo					
	Xaafii	7457	0.75	374.	3646.5	
	margaa	950	0.1	25.	205.00	
	geshoo	249	0.02	140.	4870.2	
	Qaraa	236	0.02	400.	256.00	
	buna	18	-	18.	972.00	
	Loomi	1	-	125.	1250.00	
	Axanaa	8	-	21.6	345.60	
	kaloo	20184	2.02	25.	416.00	
Ida'ama	mana				19816.20	
					79393.8	





Resettlement Action Plan: Greenfield Derba Cement Project: DMC, Ethiopia

Annex 1.7
Page 5 of 21

Lida'ama kk	Sida. Dama	Gama lafaa		Oomisha argatu	Gatii hundaa	Gatii waggaa 10	
		M ²	Hek.				
8	Ob. Damee Oddaa Roobii	Xaafii	9613	0.96	374	46675.2	
		Marga	1649	0.16	25	330.00	
		kaloo	20184	2.02	25	4160.00	
		Mana				11656.4	
	Ida'ama					62821.6	
9	Ob. Badhada Hurisa Oddaa	Xaafii	20277	2.03	374	9869.86	
		margaa	11017	1.1	25	226.5	
		geshoo	348	0.03	140.	730.8	
		Qaraa	10	0.001	400	12.8	
		Buna	54	-	18	2916	
		Axanaa	38	-	21.6	820.8	
		muuzii	159	-	25	3975.	
		kaloo	20184	2.02	25	4160.00	
		mana				14488.00	
			Ida'ama				257224.20
10	Ad. Gallanee Xaafaa Bulcha	Xaafii	11031	1.1	374	5348.2	
		margaa	340	0.03	25	6.25	
		geshoo	384	0.04	140.	974.4	
		Buna	18	-	18	972.	
		Axanaa	30	-	21.6	648.	
		muuzii	27	-	25.	675.	
		kaloo	20184	2.02	25.	416.	
		mana				10770.00	
			Ida'ama				91482.25

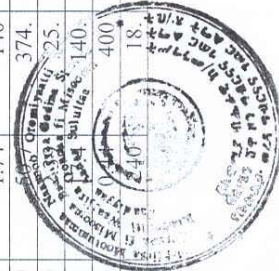




Resettlement Action Plan: Greenfield Derba Cement Project: DMC, Ethiopia

Annex 1.7
Page 6 of 21

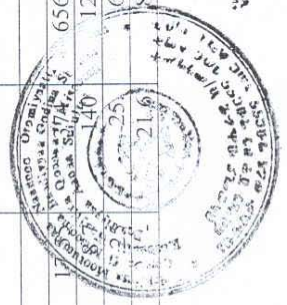
La kk	Maqaa Giuttuu	Sala	Gosaa Dimisha	Dabaalaa		Oomisha argatu	Gatii tokkoo	Gatii hunda	Gatii waggaa 10	
				M ²	Her.					
11	Ob. Tasfayyee Sambataa Oldaa		Xaafii marga geshoo Qaraa Shunk urii addii Buna Axanaa Bargamoo Loomii Burtukana Caatii Muzii Kaloo Mana	21810 4260 491 464 500 326 40 205 59 2 11 2118 20184	2.2 43 0.05 0.046 0.05 - - - - - - - 2.02	28.6 3.54 8.7 1.48 4.8 978 - - - - - - 16.64	374. 25 140. 400. 300 18 21.6 21.6 125. 150. 90. 25. 25.	10696.4 885.00 1218.00 5939.20 14400.00 17604.00 1728.00 8856.00 7375.00 3000.00 9900.00 176323.00 4160.00 36275.00 630400.7		
12	Ida'ama Ad. Eergatu Mangasha Shanda		Xaafii Geshoo Marga Axanaa Kaloo Mana	5006 275 656 4 20184	.5 03 0.07 - 2.02	6.5 5.22 .58 - 16.64	374. 140 25. 21.6 25	2431. 730.8 14.50 86.4 416	24310.00 7308.00 145.00 172.8 4160.00 21713.40 57809.20 2436.00 189618.00 5975.00 24760.00 1766.4 43200.00	
13	Ida'maa Ad. Muluu Kabbadaa Bahru		Gesho Xaafii	72 39042	.01 3.9	1.74	140 374.	243.6 18961.8	2436.00 189618.00	
14	Ob. Adduunya Alamu Aradoo		Marga Geshoo Qaraa Buna	2863 1037 138 80	.29 .1 0.013		25. 140. 400 18	59.75 2476. 176.67 4320.	5975.00 24760.00 1766.4 43200.00	





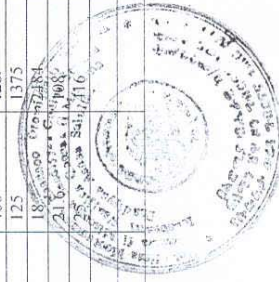
La	Maqaa Guutuu	Safa	Gosaa Dimisha	Balina lafaa M ²	Hekk.	Oomisha argatu	Gatii tokkoo	Gatii hundaa	Gatii waggaa 10
				63	-	-	21.6	1360.8	
	Axamaa			20	-	-	21.6	432.	864.00
	Caatii			2	-	-	90.	180	1800.00
	Muzii			140	-	-	25.	3500	11655.00
	Kaloo			3604	0.36	2.97	25.	74.25	742.5
	Kaloo			20184	2.02	16.64	25.	416.	4160.00
	Mana			15294	1.5	12.36	25.	309.	3090.00
	Ida'ama								42311.80
									343549.9

La	Maqaa Guutuu	Safa	Gosaa Dimisha	Balina lafaa M ²	Hekk.	Oomisha argatu	Gatii tokkoo	Gatii hundaa	Gatii waggaa 10
15	Ob. Gammachu Addaa Roobii		Xaafii	19329	1.93	25.09	374.	9383.66	93836.6
			Marga	893	.09	74	25.	18.50	185.00
			Mana						15357.00
	Ida'ama								109378.6
16	Ob. Roobaa Borruu Gashu		Xaafii	2300	0.23	2.99	374.	1118.26	11182.6
			Marga	475	.05	.41	25.	10.25	102.50
			Kaloo	20184	2.02	16.64	25	416	4160
			Mana						11413.40
	Ida'ama								26858.5
17	Ad. Tsiggee Shifaraawu Gurmuu		Xaafii	2526	.25	3.25	374	1215.5	12155.00
			Marga	240	.02	.16	25.	4.	40
			Qaraa	97	.01	0.32	400	128	1280.00
			Mana						13731.60
	Ida'ama								27206.6
18	Ob. Abdisaa Sanbataa Araddoo		Xaafii	13525	1.35	17.16	140	6563.7	65637.00
			Geesho	527	0.05	6.64	25.	1218.	12180.00
			Marga	266	.03	3.32	25.	16.25	62.50
			Axamaa	4	-	-	21.6	86.4	172.80





			8		24	18	432	
	Ida'ama	Bargamoo	137			21.6	2959.20	4715
		Qarara	150	0.015	0.48	4000	192.	1920.00
	Ida'ama	Mana						14917.00
								109063.3
19	Ob.Badhhaa Wamii Dabbala	Geeshoo	39	.01	1.74	140	243.6	2436.00
		Xaafii	20272	2.03	26.39	374	9869.86	98698.6
		Margaa	8173	.82	6.76	25	169	1690
		Kaloo	25000	2.5	20.6	25	515	5150.00
		Mana						16460.00
	Ida'ama							121998.6
20	Ob. Bokkanaa Bayyana Satoo	Xaafii	1395	0.14	1.82	374	680.68	6806.8
		Margaa	624	.06	.49	25	12.5	125.00
		Geeshoo	180	.02	3.48	140	487.2	4872.00
		Qarara	96	.01	.32	400	128	4872.00
		Buna	26	-	78	18.	1404.	14040.00
		Loomii	5	-	-	125.	625.	6250.00
		Bargamoo guttoo	24	-	-	21.6	518.4	10368.00
		Kaloo	20184	2.02	25.0	25.	416.	4160.00
		Axanaa	14	-	-	21.6	302.4	604.8
		Mana						25194.20
	Ida'ama							73700.8
21	Ob. Eenee Alammau Roobii	Xaafii	2905	.29	3.77	374	1409.98	14099.8
		Geeshoo	355	.04	6.96	140	974.4	9744.00
		Marga	285	.03	.25	25	6.25	62.50
		Qarara	88	0.01	.32	400	128	1280.00
		Loomii	11	-	-	125	1375	13750.00
		Buna	46	-	138	18	108	21840.00
		Bargamoo	5	-	-	21.6	108	1080.00
		Kaloo	20184	2.02	16.64	25	416	4160.00
		Mana						11650.30
	Ida'ama							80666.6

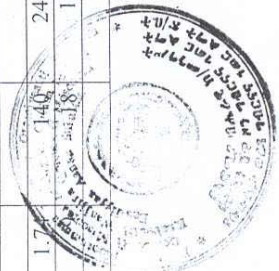




Resettlement Action Plan: Greenfield Derba Cement Project: DMC, Ethiopia

Annex 1.7
Page 9 of 21

La kk	Maama Tituu	Safa	Gosaa Dimisha	Balima lafaa M ²	Hek.	Oomisha argatu	Gaduu tokkoo	Gatii hunda	Gatii waggaa 10
21	Ob. Caalaa Qumbii Naga'oo A.		Xaafii Geeshoo	4355	.44 .02	5.72 3.48	374 140	2139.28 487.2	21392.8 4872.00
			Marga Qaraa		.09 0.013	.74 .419	25 400	18.5 167.68	185.00 1676.8
			Bargamoo Axanaa Mana	240	- - -	- - -	21.6 21.6	5184. 712.8	10368.00 1424.60 20064.8
	Ida'ama								59985.00
22	Ob. Caalaa Qumbii (Maatii) B		Xaafii Qaraa Geeshoo	23113	0.23 0.013 0.012	2.99 0.416 2.08	374 400 140	1118.26 166.4 291.2	11182.6 1664.00 2912.00
	Ida'ama								15758.6
23	Ad. Abbabuu Badhiyye Dabbala		Xaafii Marga Geeshoo Buna Bargamoo Mana	6658 2432 241 21 2	0.67 .24 .02 - -	8.71 1.98 3.48 63 -	374 25 140 18 21.6	3257.54 49.50 487.2 1134 43.2	32575.4 495.00 4872.00 11340.00 432.00
	Ida'ama								18107.2
24	Ob. Mul'ataa Oddaa Roobii		Xaafii Marga Buna Bargamoo Mana	621 784 21 3	0.06 0.8 - -	.78 .66 63 -	374 25 18 21.6	291.72 16.5 1134 64.8	67821.6 2917.2 165.00 11340.00 129.60
	Ida'ama								9589.00
25	Ob. Addunya Naggasaa Hordofa		Geshoo Buna	59 3	.01 -	1.74 -	140 18	243.6 162.	2436.00 1620.00
	Ida'ama								4056.00





Resettlement Action Plan: Greenfield Derba Cement Project: DMC, Ethiopia

Annex 1.7
Page 10 of 21

La kk	Maqaa Guutuu	Safa	Gosaa Dimisha	Balina lafaa		Oomisha angatu	Gatii tokkoo	Gatii hundaa	Gatii waggaa
				Mf	Hek.				
26	Ob. Bojaa Ayyanee Aradoo		Xaafii	9442	0.94	12.22	374	4570.28	45702.8
			Marga	2429	0.24	1.98	25	49.50	495.00
			Geeshoo	133	.01	1.74	140	243.6	2436.00
			Qarria	55	.006	0.192	400	76.8	768.00
			Buna	15	-	45	18	810	8100
			Bargamoo	5	-	-	21.6	108	216.00
			Axanaa	41	-	-	21.6	885.60	1771.20
			Kalloo	15294	1.5	12.36	25	309	3090.00
			Mana						25928.2
27	Ob. Guddisaa Ayyanaa Sanbata		Geeshoo	73	0.01	1.74	140	243.6	2436.00
			Buna	5	-	15	18	270	2700
			Bargamoo	3	-	-	21.6	64.	129.60
28	Ob. Badhadhaa Gallata Sanbata		Xaafii	3675	0.37	4.81	374	1798.94	17989.4
			Geeshoo	63	0.01	1.74	140	243.6	2436.00
			Buna	20	-	60	18	1080	10800
			Bargamoo	5	-	-	21.6	108	216.00
			Kalloo	15294	1.5	12.36	25	309	3090.00
29	Ob. Baqalaa Faayisa Wayesa		Geeshoo	158	0.02	3.48	140	487.2	4872.00
			Buna	5	-	15	18	270	2700.00
30	Ob. Bulcha Badhadha Gallata		Geeshoo	56	0.01	1.74	140	243.6	2436.00
			Marga	823	0.08	0.60	16.50	165.00	165.00
			Lakoo	15294	1.5	12.36	25	309	3090.00
			Mana						5865.00
	Ida'ama								11556.00





Resettlement Action Plan: Greenfield Derba Cement Project: DMC, Ethiopia

Annex 1.7
Page 11 of 21

I.a kk	Maqaa Guuttu	Safa	Gosaa Dimisha	Balima M ²	Comisha argattu	Gatii tokkoo	Gatii hunde	Waggaa
31	Ob. Abbaraa Alamuu Yadasa	Buna	Buna	20	-	18.	1080.	10800.00
32	Ob. Kumsaa Balcha W/silase	Geeshoo Buna	Geeshoo Buna	232 10	0.02 -	3.48 30	487.2 540.	10800.00 5400.00
33	Ob. Mul'ataa Kumsa Balcha	Geeshoo Bargamoo Axanaa Buna Bargamoo	Geeshoo Bargamoo Axanaa Buna Bargamoo	434 64 26 5	0.04 - - -	6.94 - 78 21.6	971.6 1382.4 1404. 108.	9716.00 2764.80 14040.00 21600
34	Ob. Girmaa Badhane Watere	Geeshoo Buna Bargamoo Xaafii	Geeshoo Buna Bargamoo Xaafii	154 50 11 65000	0.02 - - .65	3.48 150 - 8.4	487.2 2700 237. 3141.6	4872.00 27000.00 475.2 31416.00
35	Ob. Hordofa Jiru Gumbichuu	Geeshoo Marga	Geeshoo Marga	48 84	0.01 .008	1.74 07	243.6 1.75	2436.00 17.50
36	Ob. Darrajee Deetii Hunde	Geeshoo Buna Marga Mama	Geeshoo Buna Marga Mama	209 11 1476	0.02 - 0.15	3.48 33 1.24	487.2 594. 31.	4872.00 5940.00 310.00
37	Ob. Badhataa Gabanaa Dabbala	Xaafii Marga Qaraa Buna Bargamoo Loomii Muuzii Kalloo	Xaafii Marga Qaraa Buna Bargamoo Loomii Muuzii Kalloo	1974 777 30 28 4 1 125 20184	.19 .08 0.003 - - - -	2.47 .66 0.1 84 - - - 2.02	374. 25. 16.5 40 1512. 86.6 172.8 1250. 10406.25 4160.00	





Resettlement Action Plan: Greenfield Derba Cement Project: DMC, Ethiopia

Annex 1.7
Page 13 of 21

Lakk	Maqaa guutuu	Safa rtuu	Gosa oomisha	Balina lafaa		Oomisha argatu	Gatii tokkoo	Gatii hundaa	Gatii waggaa 10
				M ²	Hek.				
39	Ob. Abbuu Dirribaa Masiqqalaa		Gesho	71	0.01	1.74	140.00	243.6	2436.00
			Buna	18	-	54	18.00	972.00	9720.00
			Bargamo gutoo	2	-	-	21.6	43.20	86.40
			Ida'amaa						12242.4
40	Ob. Dirribaa msiqqala Birruu		Xaafii	1850	0.19	2.47	374.00	923.78	9237.8
			Marga	1584	0.16	1.32	25.00	33.00	330.00
			Kaloo	15294	1.5	12.36	25.00	309.00	390.00
			Mana						13406.4
			Ida'amaa						26064.2
41	Ad. Gazuu Horaa Yaamii		Geshoo	80	0.01	1.74	140.00	243.6	24360.00
			Buna	35	-	105	18.00	1890.00	18900.00
			Maazii	8	-	-	25.00	200.00	666.00
			Ida'amaa						22002.00
42	Ob. Arrarsaa Faayisaa Waayyesaa		Geshoo	467	0.05	8.7	140.00	1218.00	12180.00
			Buna	23	-	69	18	1242.00	12420.00
			Laamii	3	-	-	125.00	375.00	3750.00
			Axanaa	2	-	-	21.6	43.20	86.40
			Bargamo gutoo	8	-	-	21.6	172.8	345.60
			Ida'amaa						28782.00
43	Dhugumaa Gomsa Fursaa		Xaafii	12800	1.28	16.64	374.00	6223.36	62233.6
			Geshaa	540.00	0.054	9.39	140.00	1314.6	13146.00
			Bunaa	159	-	477	18.00	8586.00	85860.00
			Bargamo gutoo	73	-	-	21.6	1576.8	3153.6
			Muuzii	174	-	-	25	4350	14485.5
			Ida'amaa						178878.7
44	Ob. Asaffaa Badhadhaa Insaramuu		Xaafii	33318	3.33	43.29	374	16190.46	161904.6
			Marga	1286	0.13	1.07	25	26.75	267.00
			Geshaa	525	.05	8.7	140.00	1218.00	12180.00
			Buna	14	-	42	18	756.00	7560.00
			Bargamo gutoo	8	-	-	21.6	172.8	345.60
			Axanaa	11	-	-	21.6	237.6	475.20
			Laamii	12	-	-	125.00	1500	15000
			Qoriyaa	40	0.004	0.13	400.	52	520.00
			Kaloo	3604	0.36	2.97	25.	74.25	742.50
			Kaloo	15294	1.5	12.36	25.	309.	3090





Resettlement Action Plan: Greenfield Derba Cement Project: DMC, Ethiopia

Annex 1.7
Page 14 of 21

		Mana						18073.70
		Ida'amaa						220158.6
45	Ob. Baqqalaa Waltanee Badhadhaa	Xaafii	19068	1.91	24.83	374	9286.42	92864.2
		Marg	1877	.19	1.57	25.	39.25	392.50
		Geeshoo	270	.03	5.22	140-	730.8	7308.00
		Buna	21	-	63	18.	11340.	11340.00
		Miazoo	525	-	-	25.	13125.	43706.25
		Kalloo	15294	1.5	12.36	25.	309.	3090.00
		Mana						15427.20
		Ida'amaa						174131.15
46	Ob. Bosee Baqqalaa Waltanee	Xaafii	1027	0.1	1.3	374.	486.2	4862.00
		Marga	493	.05	.45	25.	11.33	113.30
		Geshoo	151	.02	348	140.	487.2	4872.00
		Buna	8	-	24	18.	432.	4320.00
		Muuzii	123	-	-	25.	3075.	10239.75
		Mana						11656.40
		Ida'amaa						36063.45
47	Ob. Tolaa Borruu Goshuu	Geeshoo	156	0.02	3.48	140.	487.2	4872.00
		Buna	15	-	45	18.	810.	8100.00
		Axanaa	6	-	-	21.6	129.6	259.20
		Muuzii	79	-	-	25.	1975.	6576.75
		Kalloo	15294	1.5	12.36	25.	309.	3090.00
		Ida'amaa						22897.95
48	Ob. Awaash Baqqalaa Waltanee	Geeshoo	270	0.03	5.22	140.	730.8	7308.00
		Muuzii	19	-	-	25.	475.	1518.75
		Buna	3	-	9	18.	162.	1620.00
		Axanaa	3	-	-	21.6	64.8	129.60
		Mana						11656.40
		Ida'amaa						22295.75
49	Ob. Abbaabaa Gammachu Ilaalaa	Geeshoo	57	0.01	1.74	140.	243.6	2436.00
		Marga	285	.03	0.25	24.	6.25	62.50
		Mana						12342.8
		Ida'amaa						14841.3
50	Ad. Gaddisee Warqu Eeyyii	Geshoo	123	0.01	1.74	140.	243.6	2436.00
		Buna	11	-	33	18.	594.	5940.00
		Axanaa	1	-	-	21.6	21.6	43.2
		Bargamoo gutoo	2	-	-	21.6	43.2	86.4
		Ida'amaa						8505.6
51	Ad. Dirribee Warqu Eeyyii	Geshaa	624	0.06	10.44	140.	1461.6	14616.00
		Marga	320	.03	.25	25	6.25	62.50
		Buna	1	-	3	18.	54.	540.00





Resettlement Action Plan: Greenfield Derba Cement Project: DMC, Ethiopia

Annex 1.7
Page 15 of 21

		Bargamo	813			21.6	17560.8	35121.6
		Ida'ama						50340.1
52	Ob. Maggarsaa Badhasa Gobbanaa	Marga	300	.03	.25			
		Geesho	129	0.01	1.74	140.	243.6	2436.00
		Buna	1	-	3	18.	54.	540.00
		Burtkana	1	-	-	150.	150.	1500.00
		Muuzii	23	-	-	25.	575.	1914.75
		Mana						17385.20
		Ida'amaa						23838.45
53	Ob. Naggoo Gobbanaa Dabbalaa	Xaafii	1071	0.11	1.43	374.	534.82	5348.2
		Marga	480	.05	.4	25.	10.	100.00
		Geeshoo	262	0.03	5.22	140.	730.8	7308.00
		Buna	5	-	15	18.	270.	2700.00
		Burtakana	2	-	-	150.	300.	3000.00
		Kallaa	25000	2.5	20.6	25.	515.	5150.00
		Mana						10465.00
		Ida'amaa						34071.2
54	Ob. Tuchoo Ilaalaa Dadhii	Xaafii	1365	0.14	1.82	374.	680.68	6806.8
		Geshaa	21	0.01	1.74	140.	243.6	2436.00
		Ida'ama						9242.8
55	Ob. Qorichaa Addunya shashii	Marga	224	.02	.16	25.00	4	470.00
		Geeshaa	21	0.01	1.74	140.00	243.6	2436.00
		Buna	20	-	60	18.00	1080.00	10800.00
		Burtama	2	-	-	150.00	300.00	3000.00
		Muuzii	10	-	-	25.00	250.00	832.50
		Mana						19710.20
		Ida'amaa						36818.7
56	Ad. Dinqii Qumbii Naggoo	Xaafii	17188	1.72	22.36	374.00	8362.64	83626.4
		Marga	652	.07	0.58	25.00	14.5	145.00
		Geshuu	42	0.01	1.74	140.00	243.6	2436.00
		Qaraa	84	0.01	0.32	400.00	128.00	1280.00
		Buna	19	-	57	18.00	1026.00	10260.00
		Bargamoo gutoo	3	-	-	21.6	64.8	129.6
		Mana						17009.00
		Ida'aama						114886.00
57	Ad. Fannoossee Shifarawa Gurmuu	Geeshaa	84	0.01	1.74	140.00	243.6	2436.00
		Bunaa	6	-	18	18.00	324.00	3240.00
		Bargamoo gutoo	3	-	-	21.6	64.8	129.6
		Ida'amaa						5805.6





Resettlement Action Plan: Greenfield Derba Cement Project: DMC, Ethiopia

Annex 1.7
Page 16 of 21

58	Ob. Jiruu Arrarsaa Waakenee	Geeshoo	39	0.01	1.74	140	243.6	2436.00
		Kallaa	15294	1.5	12.36	25	309	3090.00
		Ida'ama						5526.00
59	Ad. Dammaa Aradoo Dadhii	Geeshoo	36	0.01	1.74	140	243.6	2436.00
		Buna	2	-	6	18	108	1080.00
		Bargano guto	3	-	-	21.6	64.8	194.4
		Kalloo	15294	1.5	12.36	25	309	3090.00
		Ida'ama						6800.4
60	Ob. Zawudduu Kabbada Jimmaa	Geeshoo	243	.02	3.48	140	487.2	4872.00
		Buna	14	-	42	18	756	7560.00
		Bargamoo guto	7	-	-	21.6	151.20	302.40
		Kalloo	15294	1.5	12.36	25	309	3090.00
		Ida'ama						15824.4
61	Ob. Darrabaa Faayisa Waayesaa	Geeshoo	60	.01	1.74	140	243.6	2436.00
		Buna	6	-	18	18	324	3240.00
		Bargano guto	1	-	-	21.6	21.6	43.2
		Ida'ama						5719.20
62	Ob. Kumaa Alamu Balchaa	Marga	93	.009	0.07	25	1.75	17.50
		Geshoo	120	.02	3.48	140	487.2	4872.00
		Bunaa	20	-	60	18	1080	10800.00
		Axanaa	2	-	-	21.6	43.2	86.4
		Ida'aama						15775.9
63	Ob. Tarreesaa Deetii Hundee	Marga	159	.02	.16	25.00	4	40.00
		Geeshoo	270	.03	5.22	140.00	730.0	7308.00
		Qaraa	60	.006	0.192	400.00	76.8	768.00
		Bunaa	2	-	6	18.00	108.00	1080.00
		Mana						22186.5
		Ida'ama						31382.5
64	Ob Dajjanu Xaafaa Balchaa	Geeshoo	51	.005	0.87	140	121.8	1218.00
		Axanaa	8	-	-	21.6	172.8	345.6
		Xaafii	2150	.22	2.86	374	1069.64	10696.4
		Mana						10413.6
		Ida'ama						22673.6
65	Ob. Haabtamuu Mamuyee Raggasaa	Geeshoo	42	.004	0.696	140	97.44	974.4
		Bargaamo	10			21.6	216	432.00
		Buna	2	-	6	18	108	1080.00
		Marga	503	.05		25	10.25	102.5
		Qaraa	144	.014	0.448	100	179.2	1792.00





Resettlement Action Plan: Greenfield Derba Cement Project: DMC, Ethiopia

Annex 1.7
Page 17 of 21

		Xaafii	726	.07	.91	374.00	340.34	3403.4
		Mana						13629.00
		Ida'ama						21413.3
66	Ob. Bokkii Abdii Mogoroo	Xaafii	215019	2.5	32.5	374	12155	121550.00
		Geshoo	84	.01	1.74	140	243.6	2436.00
		Bunaa	58		174	18	3132	31320.00
		Maariga	76	-	-	25	1900	19000.00
		Axanaa	54			21.6	1166.4	2332.8
		Ida'aama						176638.8
67	Ob. Dajjanu Damee Waltanee	Xaafii	562	0.06	0.78	374	291.72	2917.2
		Marga	3461	.35	2.9	25	72.5	725.00
		Geeshoo	186	.02	3.48	140	487.2	4872.00
		Mana						23742.8
		Ida'ama						32257.00
68	Ad. Ayyee Kabbada Arradoo	Xaafii	4043	.4	5.2	374	1944.8	19448.00
		Marga	330	.03	.25	25.00	6.25	62.50
		Kaloo	3604	0.36	2.97	25.00	74.25	742.5
		Kalla	20184	2.02	16.64	25.00	416.00	4160.00
		Mana						14736.6
		Ida'ama						39149.6
69	Ob. Bojjaa Xaafaa Balchaa	Xaafii	850	.09	1.17	374.00	437.58	4375.8
		Marga	825	.08	1.66	25.00	16.5	165.00
		Qaraa	115	.011	0.368	400.00	147.2	1472.00
		Mana						11656.4
		Ida'ama						17669.2
70	Ob. Gammachu Tolcha Biqqilaa	Xaafii	10661	1.07	13.91	374.00	5202.34	52023.4
		Marga	1115	.11	.91	25.00	22.75	227.5
		Buna	22	-	66	18.00	1188.00	11880.00
		Loomii	11	-	-	125.00	1375.00	13750.00
		Kaloo	20184	2.02	16.64	25.00	416.00	4160.00
		Mana						25215.00
		Ida'amaa						107255.90
71	Ob. Jiruu Mangasha Sharadaa	Xaafii	1708	.17	2.21	374.00	826.54	8265.4
		Marga	545	.05	.41	25.00	10.25	102.5
		Buna	7	-	21	18.00	378.00	3780.00
		Loomii	1	-	-	125.00	125.00	1250.00
		Bargamoo Gotoo	1	0.3081		21.6	66549.6	133099.2
		Kaloo	20184	2.02	16.64	25.00	416.00	4160.00
		Mana						13012.4
		Ida'ama						163669.1
72	Ob. Jarmaan Badhadha Insarmuu	Xaafii	8540	.85	11.05	374.00	4132.7	41327.00
		Geeshoo	209	.02			487.2	4872.00





Resettlement Action Plan: Greenfield Derba Cement Project: DMC, Ethiopia

Annex 1.7
Page 18 of 21

		Qaraa	160	.016	0.512	400.00	204.8	2048.00
		Basabil	400	0.04	1.28	175.00	224.00	2240.00
		Buna	5	-	15	18.00	270.00	2700.00
		Axana	27	-	-	21.6	583.2	1166.4
		Muuzii	392	-	-	25.00	9800.00	32634.00
		Marga	676	0.07	0.58	25.00	145.00	1450.00
		Kalloo	3604	0.36	2.97	25.00	74.25	742.5
		Kalloo	15294	1.5	12.36	25.00	309.00	3090.00
		Mana						40872.7
		Ida'ama						133837.6
73	Ad. Muluu Hurisaa Tufaa	Xaafii	6447	.64	8.32	374	3111.68	31116.8
		Marga	650	.07	.58	25.00	14.50	145.00
		Geeshoo	442	.04	6.96	140.00	974.4	9744.00
		Loomii	12	-	-	125.00	1500.00	15000.00
		Kalloo	15294	1.5	12.36	25.00	309.00	3090.00
		Buna	18	-	54	18.00	972.00	9720.00
		Muuzii	28	-	-	25.00	700.00	2331.00
		Bargamoo gutoo	4	-	-	21.6	84.4	172.8
		Qaraa	60	.006	0.192	400.00	76.8	768.00
		Kalloo	3604	0.36	2.97	25.00	74.25	742.5
		Mana						26421.6
		Ida'ama						99251.7
74	Ad. Warqii Raggasaa Birruu	Xaafii	2591	.26	3.38	374.00	1264.12	12641.2
		Marga	825	.08	.66	25.00	16.5	165.00
		Ida'amaa						12806.2
75	Ad. Marfiyaa Badhadha Kennee	Xaafii	37365	3.74	48.62	374.00	18183.88	181838.8
		Geeshoo	60	.01	1.74	140.00	243.6	2436.00
		Maazii	19	-	-	25.00	475.00	1581.75
		Bargaamo gutoo	3	-	-	21.6	64.8	129.6
		Buna	1	-	3	18	54.00	540.00
		Kallaa	15294	1.5	12.36	25.00	309.00	3090.00
		Ida'amaa						189616.15
76	Ob. Caalaa Eeyyii Malkaa	Buna	10		30	18.00	540.00	5400.00
		Bargamo gutoo	6			21.6	129.6	259.2
		Ida'amaa						5659.2
77	Ob. Bojjaa Eeyyii Malkaa	Buna	5	-	15	18.00	270.00	2700.00
		Bargamo gutoo	3	-	-	21.6	64.8	129.6
		Ida'ama						2829.6
78	Ob. Dachasa Badhadhaa Insarmuu	Xaafii	15094	1.51	19.3	374.00	7218.2	72182.00
		Geesho	435	.044	7.65	140.00	1071	10710
		Marga	391	.04		25.00	8.25	82.5
		Qaraa	66			100.00	89.6	896.00





Resettlement Action Plan: Greenfield Derba Cement Project: DMC, Ethiopia

Annex 1.7
Page 19 of 21

		Buna	43	-	129	18	2322.00	23220.00
		Loomii	3	-	-	125.00	375.00	3750.00
		Bargaa gutoo	1	-	-	21.6	21.6	43.2
		Kaloo	3604	0.36	2.97	25.00	74.25	742.5
		Kaloo	15294	1.5	12.36	25.00	309.00	3090.00
		Mana						24786.8
		Ida'ama						139503.00
79	Ob. Faayisaa Hurisaa Ayyana	Xaafii	27098	2.71	35.23	374.00	13176.02	131760.2
		Marga	5520	.6	4.94	25.00	123.5	1235.00
		Geshoo	630	.06	10.44	140.00	1461.6	14616.00
		Buna	74	-	222	18.00	3996.00	39960.00
		Bargamoo gutoo	4	-	-	21.6	86.4	172.8
		Muuzii	147	-	-	25.00	3675.00	12237.75
		Mana						37439.20
		Ida'ama						237420.95
80	Ob. Ballaxaa Gisoo Waajjiree	Geeshoo	30	.003	0.522	140.00	73.08	730.8
81	Ad. Shawuu Faayisa Waayyesaa	Muuzii	79	-	-	25.00	1975.00	6576.75
82	Ad. Tsaddalaa Taddasaa W/yiisee	Xaafii	10012	1	13	374.00	4862.00	48620.00
		Kaloo	25000	2.5	20.6	25.00	515.00	5150.00
		Ida'ama						53770.00
83	Ob. Addamuu Adda Gaddaa	Xaafii	2600	.26	3.38	374.00	1264.12	12641.2
84	Ob. Dachasaa Tuluu Deetii	Geeshoo	135	0.013	2.35	140.00	329.00	3290.00
		Mana						11410.00
		Ida'ama						14700.00
85	Ob. Gurmeesaa Tulaa Deetii	Geeshoo	935	0.093	16.18	140.00	2265.2	22652.00
86	Ob. Lammaa Dachasa Badhadhaa	Marga	1113	.11	.91	25.00	22.75	227.5
		Qaraa	176	0.017	0.56	400.00	225.28	2252.8
		Shankatii	96	.009	0.864	300.00	259.2	2592.00
		Laami	4	-	-	125.00	500.00	5000.00
		Bargam guto	1	-	-	21.6	21.6	43.2
		Maazii	73	-	-	25.00	1825.00	6077.25
		Buna	1		3	18.00	54.00	540.00
		Mana						15637.2
		Ida'ama						32369.95
87	Ob. Asaffaa Kaabbee Faayisaa	Qaraa	112	0.011	0.35	400.00	143.36	1433.6
		Bargamo	7	-	-	21.6	151.2	302.4
		Mana						13892.00
		Ida'ama						15628
88	Ob. Dirribaa Fannaa	Geesho	52	0.005	0.16	140.00	121.8	1218.00





Resettlement Action Plan: Greenfield Derba Cement Project: DMC, Ethiopia

Annex 1.7
Page 20 of 21

	Aradaa								
		Mana							13406.4
		Ida'ama							14624.4
89	Ob. Asaffaa Urga'aa Balchaa	Xaafii	5916	.59	7.67	374.00	2868.58		28685.8
		Marga	4230	.42	3.46	25	86.5		865.00
		Basobila	2350	0.24	7.68	175.00	1344.00		13440.00
		Kalloo	15294	1.5	12.36	25.00	309.00		3090.00
		Mana							17082.00
		Ida'ama							63162.8
90	Ob. Gammacha Ilaala Dadhii	Xaafii	3322	.33	4.29	374.00	1604.46		16044.6
		Marga	702	.07	.58	25.00	14.46		144.6
		Kalloo	15294	1.5	12.36	25.00	309.00		3090.00
		Mana							16293.2
		Ida'ama							35572.4
91	Ob. Gammadaa Ayyane Arradoo	Xaafii	4106	.41	5.34	374.00	1997.16		19971.6
		Marga	855	.09	.74	25.00	18.54		185.4
		Qoraa	34	.003	0.996	400.00	398.4		3984.00
		Axanaa	2	-	-	21.6	43.2		86.4
		Mana							14657.2
		Ida'ama							38884.6
92	Ob. Caalaa Gurmaa Kaasayyee	Marga	2064	.21	1.73	25.00	43.26		432.6
		Axanaa	23	-	-	21.6	496.8		993.6
		Mana							16961.2
		Ida'ama							18387.4
93	Ob. Girmaa Baqqalaa Waltanee	Geesho	63	.006	1.04	140.00	145.6		1456.00
94	Ob. Habtaamu Roobaa Borruu	Marga	310	.03	.26	25.00	6.39		63.90
		Mana							16987.80
		Ida'ama							17051.70
95	Ob. Tarreesaa Roobaa Barruu	Marga	186	.02	.16	25.00	4.12		41.2
		Mana							12842.00
		Ida'ama							12883.2
96	Ob. Dajjane Hunde Arraddoo	Marga	1053	.11	.91	25.00	22.75		227.5
		Mana							28884.00
		Ida'ama							29111.5
97	Ob. Girmaa Ilaalaa Dadhii	Marga	165	.02	.16	25.00	4.		40.00
		Mana							11656.4
		Ida'ama							11696.4
98	Ob. Abbayii Baqqala Laggasaa	Gesho	123	.012	2.14	140.00	299.6		2996.00
		Buna	4	-	-	18.00	216.00		2160.00
		Bargamu	1	-	-	21.6	21.6		43.2





Resettlement Action Plan: Greenfield Derba Cement Project: DMC, Ethiopia

Annex 1.7
Page 21 of 21

		Mana						11656.4
		Ida'ama						16855.6
99	Obbo Bushu Kasayyee Sharoo	Geeshoo	88	.008	1.392	140.00	194.88	1948.8
100	Ob. Xibbaba addunyaa alamuu	Kaloo	20184	2.02	16.64	25.00	416.00	4160.00
101	Ob. Faayisa Ilaalaa Dadhii	Kaloo	25000	2.5	20.6	25.00	515.00	5150.00
102	Ob. Fayyee Bayyana Sattoo	Marga	720	.07	.58	25.00	14.5	145.00
		mana						10735.6
		Ida'ama						10880.6
103	Ob. Jakkii Badhadha Insarmuu	Marga	936	.09	.77	25.00	19.28	192.8
		Mana						21188.00
		Ida'ama						21380.8
104	Ob. Alamuu Faayisaa Hurisaa	Marga	425	.04	.33	25.00	8.25	82.5
		Geshoo	1742	0.17	29.58	140.00	4141.2	41412.00
		Shukurtii	66	.007	0.672	300	201.6	2016.00
		Buna	3	-	9	18.00	162.00	1620.00
		Mana						19321.2
		Ida'ama						64451.7
105	Ob. Darasaa Sanbataa Arradoo	Mana						10508.00
106	Ob. Shaashoo Sanbata Araddoo	Mana						4417.6
107	Ob. Dajjane Addunya Shashii	Mana						14101.4
108	Ob. Alamuu Nagoo Goobanaa	Mana						10068.8
109	Ob. Darrabaa Nagoo Goobnaa	"						5760.00
110	Ob. Magarsaa Damee Waltaanee	Mana						11856.8
111	Ob. Jarman Diribaa Masqalaa	"						13537.2
112	Ob. Dajane Baqalaa Waltaanaa	"						13237.6
113	Ob. Birhaanuu Baqalaa Waltanee	"						11656.4
114	Ob. Shaanqoo Fayisaa Qumbii	"						12342.8
115	Ob. Abarraa Caalaa Qumbii	"						5740.00
116	Burqaa Bishaanii							34288.00
	Ida'ama							6416395.6

